Penn Medicine

How to Publish in Pathology

George J. Netto MD

Simon Flexner Professor and Chair of Pathology

Perelman School of Medicine

University of Pennsylvania

The USCAP journals



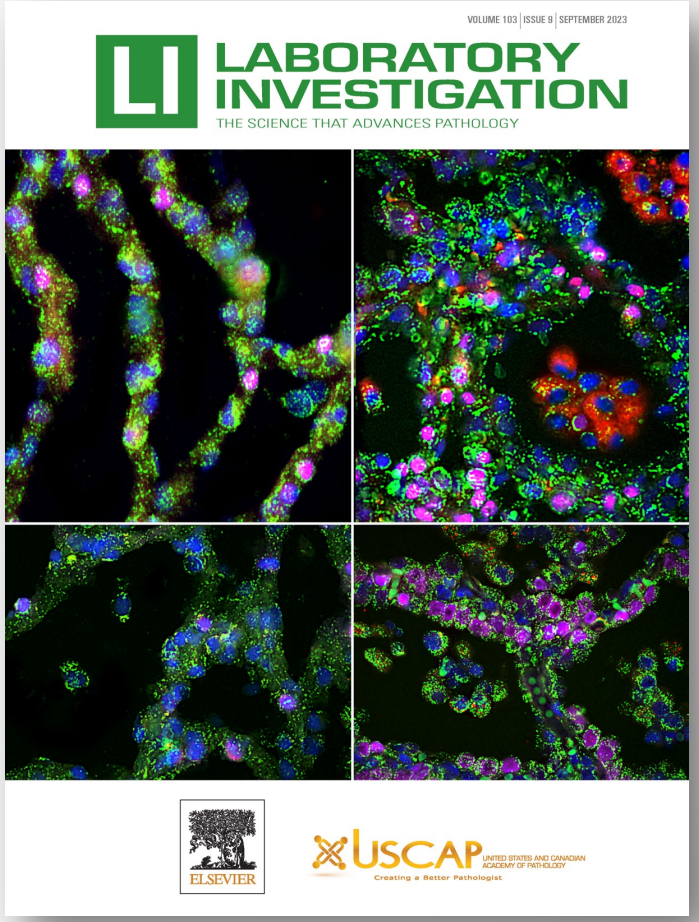

How to succeed in publishing
Lessons from the Editors of The USCAP Journals

Managing Editor
Catherine M. Ketcham, PhD

Assistant Managing Editor
Karli Hess, MS

Modern Pathology
George J. Netto, MD
Editor-in-Chief

Laboratory Investigation
David M. Berman, MD, PhD
Queen's University, Kingston
Editor-in-Chief

What you need to know

Choose the right journa

Write for their

Read the structions for authors

Tricks of the trades

The abstract vitally important

words

e thoughtful in your correspondence

Choose the right journal

"BEYOND ENSURING THAT A MANUSCRIPT FULFILLS ALL THE TARGET JOURNAL'S REQUIREMENTS…IT IS IMPORTANT TO HAVE AN **OBJECTIVE VIEW OF THE SCIENTIFIC …'VALUE' OF YOUR WORK."**

CARDIOVASC ENDOCRINOL 2017;6:95.

Avoid disappointment and delay

- **Impact factor** is NOT the most important consideration
- **Before submitting**, visit the journal's web site:
  - **Scope**
  - Editors' **policies**
  - Page and color charges
  - **Recent papers**



Predatory journal

Write for your READERS

- Why is this **work valuable to them**?
- Which of their **problems/needs have you addressed**?

➢ The field is **wrong** about something important
  - ✓ Here's what the field believes
  - ✓ Here's why they are wrong
  - ✓ Here's why it matters

➢ The field has trouble accomplishing an **important goal**
  - ✓ Here is an easier/better way

Our field is **Pathology**, the study of disease
It is **the bridge** between science and medicine

Read the instructions for authors

"NO PART OF A SCIENTIFIC JOURNAL IS **LESS LIKELY** TO BE READ THAN ITS INSTRUCTIONS FOR CONTRIBUTORS."

AM J RESPIR CRIT CARE MED 2000;162:1193

Instructions are frustrating but necessary

- Each instruction is either a **publisher's requirement** or an **aid to the editors** and reviewers
- Failure to follow the instructions **delays** peer review and publication
- Accepted papers that conform to instructions are **processed quickly**

RonTech2000/iStock

https://www.sciencedirect.com/journal/modern-pathology/publish/guide-for-authors

Articles & Issues | About | Publish | Search in this journal | Submit your article | Guide for authors

Guide for authors

Introduction

- Aims and Scope
- Types of article
- Contact details for submission

Before you begin

- Ethics in publishing
- Studies in humans and animals
- Conflict of Interest
- Declaration of generative AI in scientific writing
- Submission declaration and verification
- Use of inclusive language
- Reporting sex- and gender-based analyses
- Contributors
- Authorship
- Changes to authorship
- Copyright
- Role of the funding source
- Open access
- Submission
- Preparation
- Peer review
- Article structure
- Tables

Introduction

Aims and Scope

Modern Pathology is an international journal owned by The United States & Canadian Academy of Pathology (USCAP). *Modern Pathology* aims to provide an authoritative platform for publishing the highest quality clinical and translational research studies in pathology.

Original manuscripts are the main focus of *Modern Pathology*. Our scientific communication is enriched by high impact editorials, reviews, and practice guidelines that relate to all aspects of precision diagnostics in human pathology. As such, *Modern Pathology's* scope encompasses advances in the molecular diagnostics and genomic classifications of disease as well as discoveries in immune-oncology, computational science and applied bioinformatics, and digital pathology.

Types of article

Article Description	ABSTRACT	WORD LIMIT	TABLES/FIGURES	REFERENCES
Research Article: Research Articles must describe in detail a	Unstructured abstract, max 300 words.	Main body of text (excluding abstract, legends, references) not to	Maximum of 8 tables/figures.	No more than 100 references.

Screenshot

FEEDBACK

Declaration of Generative AI in Scientific Writing

- Authors should only use these technologies **to improve readability and language**
- Applying the technology should be done with **human oversight and control** (author review and edit)
- AI and AI-assisted technologies should **not be listed as an author** or co-author, or be cited
- Authors should **disclose** in their manuscript **the use of AI** and AI-assisted technologies in the writing process

ABSTRACT
vitally important

"DESPITE THEIR **CRUCIAL IMPORTANCE,** ABSTRACTS MAY BE **PREPARED HASTILY** AT THE TIME A PAPER IS SUBMITTED WITHOUT CLEAR REGARD FOR THE POTENTIAL CONSEQUENCES."

CRIT CARE NURSE 2017;37:12

The abstract is the **key to paper's success**

Based on the **abstract**

- **Editors** decide to reject or send a manuscript to peer review
- **Reviewers** are only given the abstract when they are i**nvited** to review
- **Readers** decide whether or not to **download and/or read** your paper based on the abstract
- **Pubmed** finds **search terms** for your paper

Image: www.metageni.com

The abstract **entice** editors, reviewers and readers

A successful abstract has:

- **Perfect English**
- 250-350 words
- Short introduction
- Statement of **value to readers** (significance/novelty)
- Short "Materials and Methods"
- **Complete description of results**
- Conclusion, potential impact

A well written abstract reads like a story, not a laundry list

Illustration by David Parkins, Nature volume 535, pages31–33 (2016)

CDH1 encodes for E-cadherin, and its loss of function is the hallmark of invasive lobular carcinoma (ILC). Albeit vanishingly rare, biallelic CDH1 alterations may be found in nonlobular breast carcinomas (NL-BCs). We sought to determine the clinicopathologic characteristics and repertoire of genetic alterations of NL-BCs harboring CDH1 biallelic genetic alterations. Analysis of 5842 breast cancers (BCs) subjected to clinical tumor-normal sequencing with an FDA-cleared multigene panel was conducted to identify BCs with biallelic CDH1 pathogenic/likely pathogenic somatic mutations lacking lobular features. The genomic profiles of NL-BCs with CDH1 biallelic genetic alterations were compared with those of ILCs and invasive ductal carcinomas (IDCs), matched by clinicopathologic characteristics. Of the 896 CDH1-altered BCs, 889 samples were excluded based on the diagnosis of invasive mixed ductal/lobular carcinoma or ILC or the detection of monoallelic CDH1 alterations. Only 7 of the 5842 (0.11%) BCs harbored biallelic CDH1 alterations and lacked lobular features. Of these, 4/7 (57%) cases were ER-positive/HER2-negative, 1/7 (14%) was ER-positive/HER2-positive, and 2/7 (29%) were ER-negative/HER2-negative. In total, 5/7 (71%) were of Nottingham grade 2, and 2/7 (29%) were of grade 3. The NL-BCs with CDH1 biallelic genetic alterations included a mucinous carcinoma (1), IDCs with focal nested growth (2), IDC with solid papillary (1) or apocrine (2) features, and an IDC of no special type (1). E-cadherin expression, as detected by immunohistochemistry, was absent (3/5) or aberrant (discontinuous membranous/cytoplasmic/ granular; 2/5). However, NL-BCs with CDH1 biallelic genetic alterations displayed recurrent genetic alterations, including TP53, PIK3CA (57%, 4/7; each), FGFR1, and NCOR1 (28%, 2/7, each) alterations. Compared with CDH1 wild-type IDC-NSTs, NL-BCs less frequently harbored GATA3 mutations (0% vs 47%, P= 0.03), but no significant differences were detected when compared with matched ILCs. Therefore, NL-BCs with CDH1 biallelic genetic alterations are vanishingly rare, predominantly comprise IDCs with special histologic features, and have genomic features akin to luminal B ER-positive BCs.

A picture is worth 1000 words

"...THE MESSAGE OF A PAPER CAN BE DELIVERED OR LOST THROUGH GOOD OR BAD USE OF FIGURES..."

NATURE STRUCT MOL BIO 2010;17:1163.

The value of quality scientific artwork

- **After the abstract, the editors** usually examine the figures
- Good illustrations convey the **central message** of a paper at a glance
- The best diagrams can be used again in **lectures, grant proposals, and review articles**

Be sure that your figures are…

- No more than **6** in number
- No more than **6** panels each
- **Sized** properly for print publication
- High **resolution**
- **Labeled** legibly
- Accompanied by concise, informative **legends**

A good figure: an informative schematic

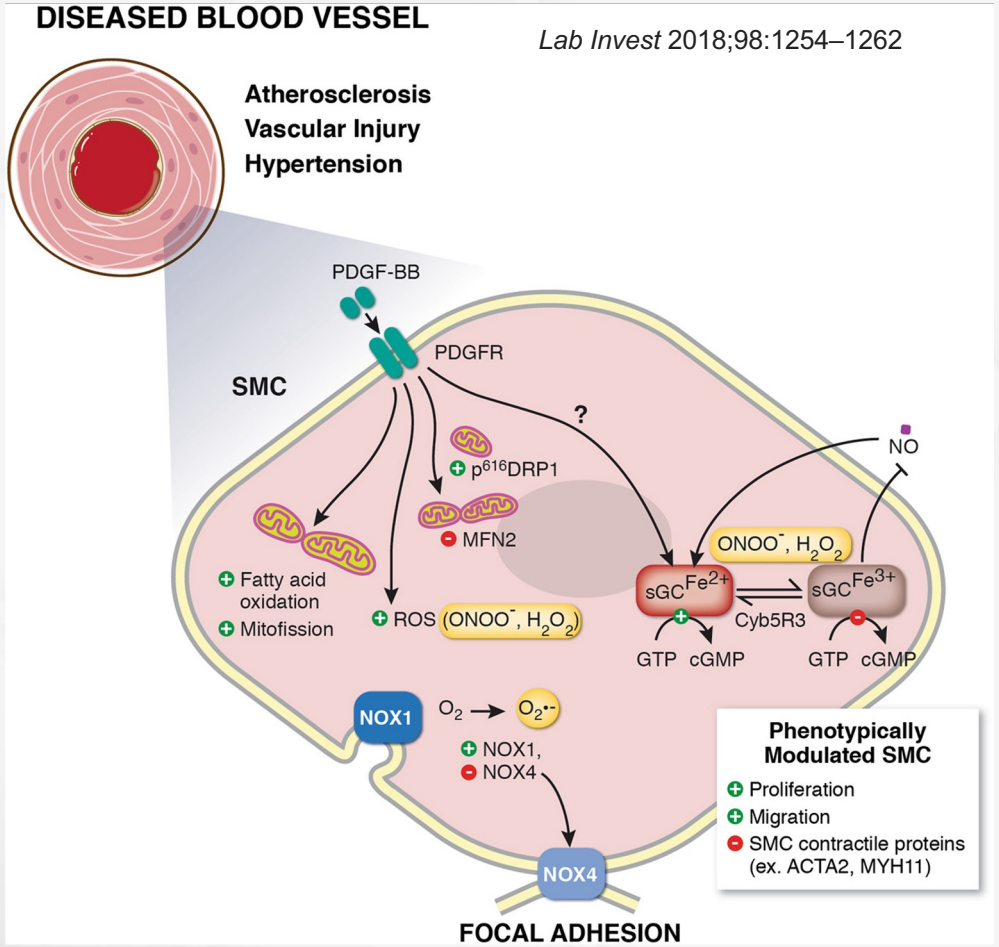

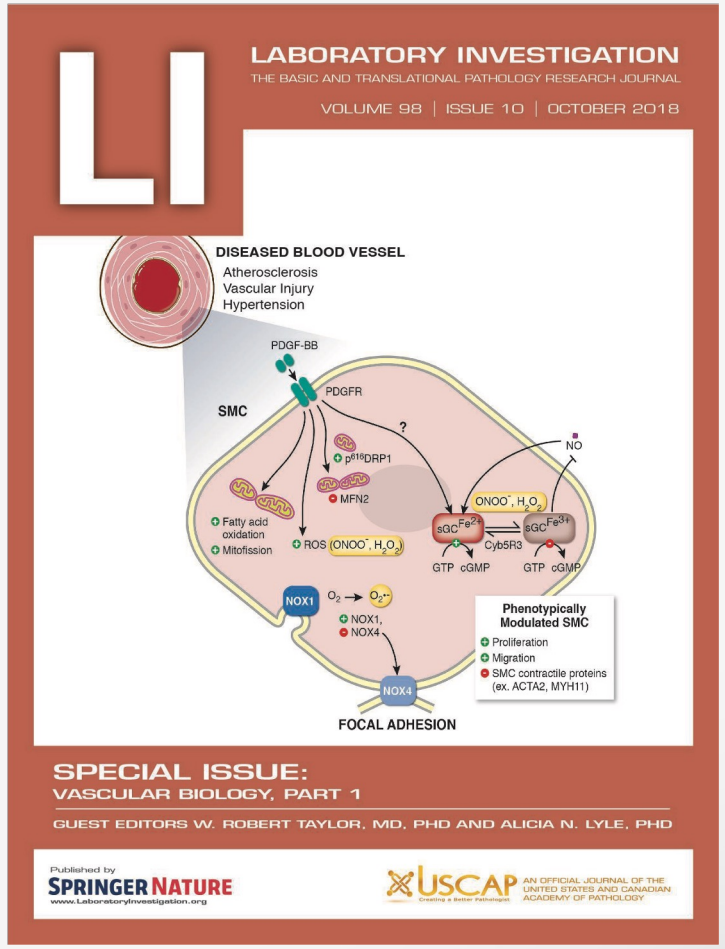

Interesting figures as cover art

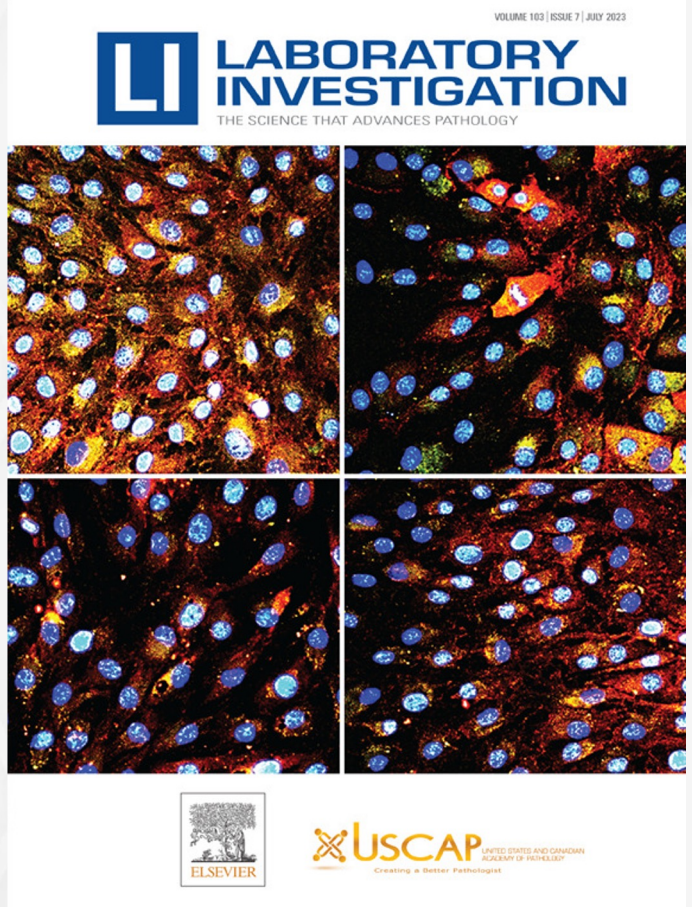



POST REVIEW

Be thoughtful in your correspondence

"…**REVIEWERS,** WHO DONATED THEIR TIME TO CRITIQUE YOUR WORK…. ARE THE ONES YOU NEED TO GET ON YOUR SIDE. **THIS IS NOT GOING TO HAPPEN IF YOU INSULT THEIR COMPETENCE**."

J AM ACAD DERMATOL 2004 ;51:79-83

Preparing an effective reply to the reviewers

- **Calm down** ☺
  Don't respond to the reviews on the day you receive them
- **Be polite**
- Address **EVERY** point raised by the reviewers. Copy each concern verbatim and explain in **detail exactly** what you have done to address that critique
- **Make it easy** for the reviewer to follow your thought processes
- Distinguish your response from the critique by using ***italics,*** **bold or a different color text**

Tell reviewers/editors that they were helpful

Mention how the reviewers' suggestions

- **improved** and strengthened the revised manuscript
- **made the revised** manuscript more
  - focused
  - clear
  - concise

REBUTTAL
disputing editor decision

- Be polite
- Your arguments must contain **detailed evidence**
- **If you were not invited** to resubmit, it is best to send the manuscript to a **different journal**

- It is **not easy to change an editor's mind**
- You will **rarely be successful**

Writing scientific papers in English

"I am often asked if papers authored by people for whom English is not their first language are at a disadvantage in the peer review process. **The emphatic answer is "no"....** In fact, two of the **worst written papers** I have seen in my time at Nature came from native-English speakers based at a **major UK university**."

L Sage, Editor for Physical Sciences, Nature



Language editing services

- American Journal Experts
  https://www.aje.com/
- Inter-Biotech
  http://www.inter-biotech.com/
- SPI Professional Editing Services
  https://www.prof-editing.com/
- Write Science Right
  http://writesciencerigh t.com/

Manuscript Writing TIPS

Tricks of the Trade

Manuscript Writing TIPS
Tricks of the Trade

Discussion

- **Briefly restate** background and **rationale** (different angle/style than that of introduction)
- Discuss the **significance of findings**
- **Scrupulous referencing** of prior work (reviewers will catch that)
- **Novelty?**
- **Compare** your findings to prior literature; if different, why?

Manuscript Writing TIPS
Tricks of the Trade

Discussion

- Strengths and weaknesses
  - Don't overstate your study's **strengths**
  - Own (don't hide) your study's **weaknesses**
- **Pre-emptively** anticipate and address the reviewers' comments
- **Future directions**
- **Conclusion (the one important thing you want to convey)**
  - Don't overstate your conclusion (**supported by findings**)

USCAP Journals Resource Page

uscap.org/journals-resources/

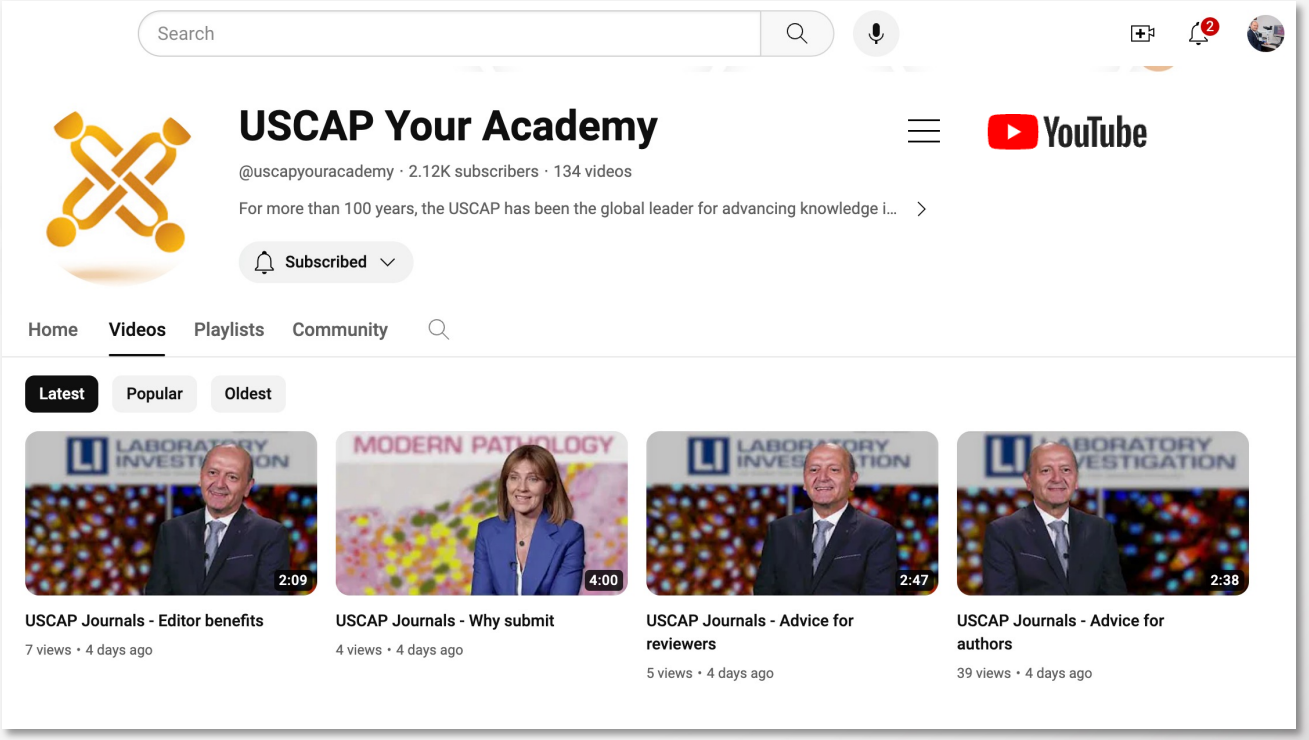

LABORATORY INVESTIGATION | MODERN PATHOLOGY

USCAP

Get involved

Review manuscripts for journals

Follow us on social media

USCAP / Laboratory Investigation / Modern Pathology

laboratoryinvestigation / modern.pathology.journal

@theUSCAP

MOD PATH CHAT

@ModernPathology

Penn Medicine





Thank you

?

Welcome to Editorial Manager® for Modern Pathology

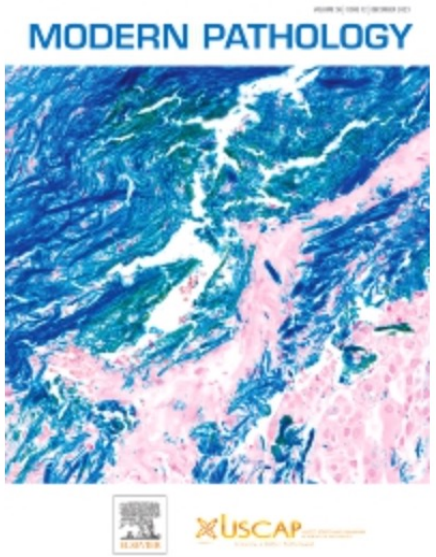

Insert Special Character

Please Enter the Following

Username:

Password:

Author Login | Reviewer Login | Editor Login | Publisher Login

Or Login via: What is ORCID?

Send Login Details | Register Now | Login Help

NEW: Login via ORCID
Please note that in addition to logging in via your EM username and password, you can now also log into this journal **using your ORCID username and password.** Visit our Support Hub page for further support.

Software Copyright © 2024 Aries Systems Corporation.
Aries Privacy Policy | Data Privacy Policy

https://www.sciencedirect.com/journal/modern-pathology/publish/guide-for-authors

Modern Pathology | Supports open access • Open archive

Submit your article ↗

Articles & Issues ⌄ About ⌄ Publish ⌄ Search in this journal Guide for authors

Guide for authors

Introduction

- Aims and Scope
- Types of article
- Contact details for submission

Before you begin

- Ethics in publishing
- Studies in humans and animals
- Conflict of Interest
- Declaration of generative AI in scientific writing
- Submission declaration and verification
- Use of inclusive language
- Reporting sex- and gender-based analyses
- Contributors
- Authorship
- Changes to authorship

Declaration of generative AI in scientific writing

The below guidance only refers to the writing process, and not to the use of AI tools to analyse and draw insights from data as part of the research process.

Where authors use generative artificial intelligence (AI) and AI-assisted technologies in the writing process, authors should only use these technologies to improve readability and language. Applying the technology should be done with human oversight and control, and authors should carefully review and edit the result, as AI can generate authoritative-sounding output that can be incorrect, incomplete or biased. AI and AI-assisted technologies should not be listed as an author or co-author, or be cited as an author. Authorship implies responsibilities and tasks that can only be attributed to and performed by humans, as outlined in Elsevier's AI policy for authors.

Authors should disclose in their manuscript the use of AI and AI-assisted technologies in the writing process by following the instructions below. A statement will appear in the published work. Please note that authors are ultimately responsible and accountable for the contents of the work.